



N.C. GAVRIELATOS S.A. 1811.0 • 3/8" -3"

1821.0 • 3/8" -3"

1831.0 • 3/8" -3"

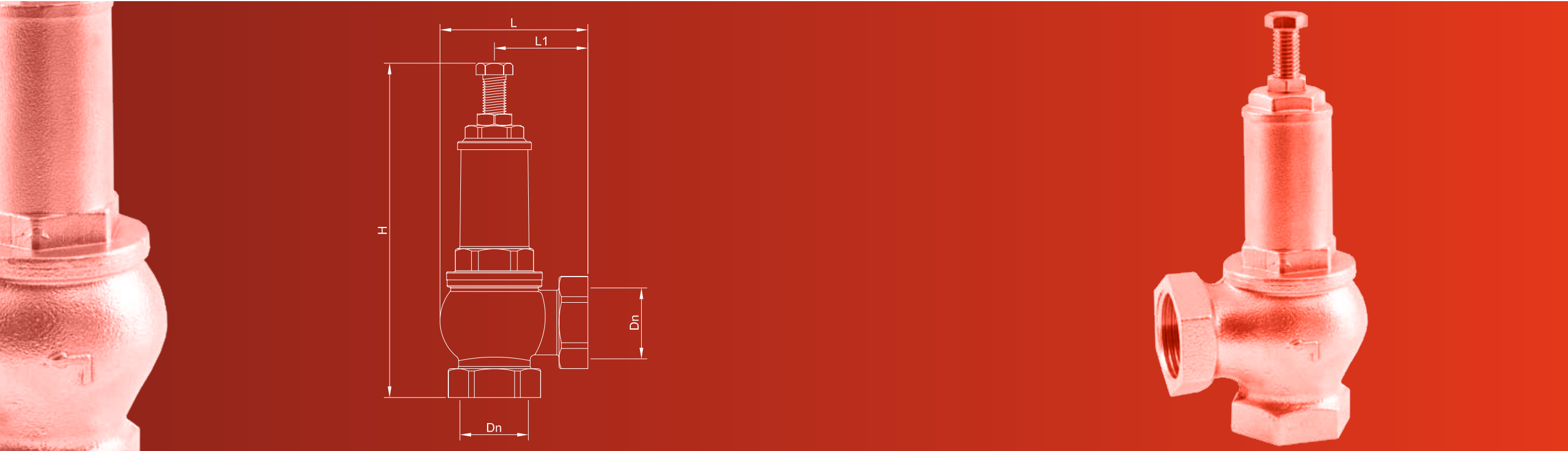
ADJUSTABLE PRESSURE RELIEF VALVES CE
WITH CONVEYED DISCHARGE

CONNECTIONS: FEMALE-FEMALE



ADJUSTABLE PRESSURE RELIEF VALVES CE
WITH CONVEYED DISCHARGE

CONNECTIONS: FEMALE-FEMALE



FEATURES

Dn	L	L1	H
3/8"	45	24,5	115
1/2"	56	30	122
3/4"	64	32	149
1"	76	40	163
1 1/4"	90	44	192
1 1/2"	100	47	218
2"	124	60	247
2 1/2"	147	74,5	304
3"	155	86	336

HYDRAULIC FEATURES

The CE marked pressure relief valve with conveyed discharge is a self-regulating valve capable of maintaining the pressure of the system (P) constant within a specified range, using the energy of the fluid, conveyed and discharged, and regulating the position of the obturator. Force is applied directly to the obturator by a spring (direct action). Once the reference point for pressure P is established, the pressure relief valve automatically adjusts itself by either increasing or decreasing the flow section, and thus the discharge capacity, in order to keep the system's pressure constant. In case the system's pressure drops below the reference pressure P the pressure relief valve will close automatically. The discharge side of the body can not convey and therefore it is perfect for use only with gas and steam (Group I - if compatible). This valve satisfies the essential safety requirements stipulated in the EU Pressure Equipment Directive (PED) 97/23/EC.

TECHNICAL FEATURES

Pressure:
 Maximum allowable working pressure (PN) 16 bar
 Preset nominal pressure (Pnr) is adjustable in the field from 0.5 to 16 bar
 (When ordering, please indicate whether preset pressure surpasses 10 bar)
 Minimum accumulation pressure - 5%
 Overpressure 10%
 Reclosing value 20%

Threading:
 Pipeline connections: Threads according to ISO 228/1

Requirements and tests as per:
 Type test :
 Operating performance Test P20 - EN 12266-2
 Shell strength Test P10 - EN 12266-1
 Acceptance test:
 Seat tightness Test P12 - EN 12266-1

PED OPERATING LIMITS

Code	Obturator Material	Max. allowable Pressure PS	Max. allowable Temperature TS	PED Risk Category	PED Evaluation Procedure	PED supervisory body	Acceptable Fluids
1811	Brass	16 Bar	from 0° to 220 °C	I	Module A	n.a.	S-L Group 1 (subject to OR approval)
1821	SBR Rubber	16 Bar	from 0° to 70 °C	I	Module A	n.a.	L Group 1 (subject to OR approval)
1831	Teflon®	16 Bar	from 0° to 180 °C	I	Module A	n.a.	L-G-S Group 1 (subject to OR approval)

L: Liquids - G: Gas - S: Steam

This pressure release valve is not a "safety accessory", but rather a "pressure accessory" as defined under Article 1, Section 2.1.4 of EU Directive 97/23/EC, and further specified in Article 3, Section 1.4; classified in Annex III, Section 3. Devices of this sort can in exceptional cases be used for a specific safety function, especially if the downstream system is not protected otherwise, within the limits of the relevant risk class.

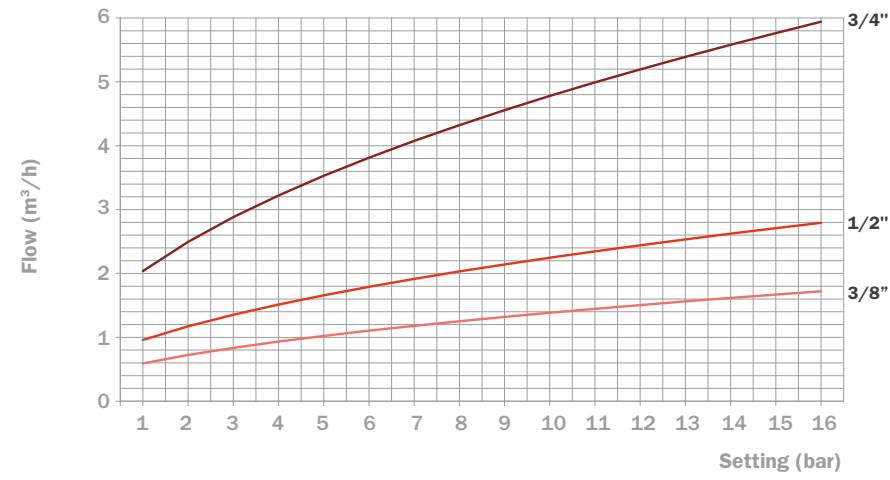
DESIGN

Cast Brass body dimensions 3/8"-2" EN1982-CB753S
 Cast bronze body dimensions 2"1/2-3" EN1982-CB491K
 Brass bonnet dimensions 3/8"-1"1/2 EN12165-CW617N
 Cast brass bonnet dimension 2" EN 1982-CN753S
 Cast bronze bonnet dimensions 2"1/2-3" EN1982-CB491K
 Other components in brass EN 12164 - CW614N
 Metal seat: obturator in brass EN 12165 - CW617N
 Rubber seat: obturator gasket in NBR elastomer
 Teflon seat: obturator gasket in pure PTFE (Teflon)
 Sm GALVANIZED STEEL spring - EN 10270-1

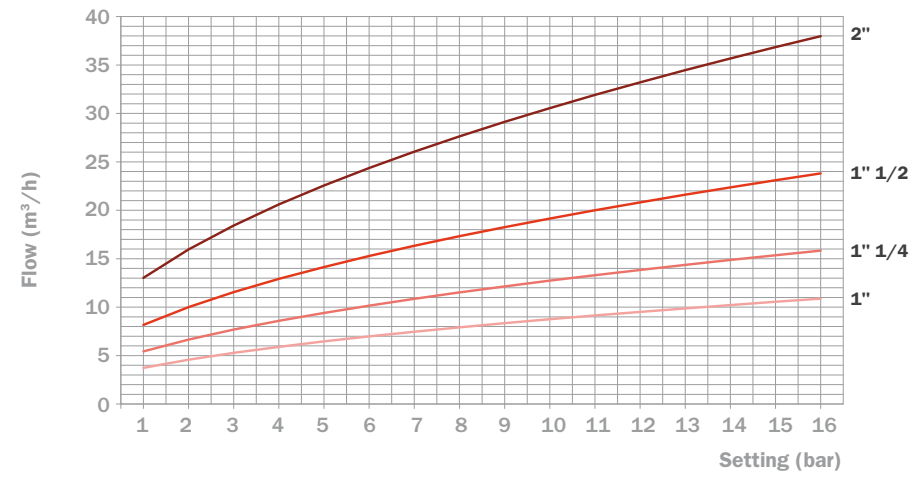
PRODUCT CODES

Metal seat product codes	Rubber seat product codes	PTFE seat product codes
1811.012 metal seat 3/8" F/F	1821.012 rubber seat 3/8" F/F	1831.012 PTFE seat 3/8" F/F
1811.015 metal seat 1/2" F/F	1821.015 rubber seat 1/2" F/F	1831.015 PTFE seat 1/2" F/F
1811.020 metal seat 3/4" F/F	1821.020 rubber seat 3/4" F/F	1831.020 PTFE seat 3/4" F/F
1811.025 metal seat 1" F/F	1821.025 rubber seat 1" F/F	1831.025 PTFE seat 1" F/F
1811.033 metal seat 1 1/4" F/F	1821.033 rubber seat 1 1/4" F/F	1831.033 PTFE seat 1 1/4" F/F
1811.042 metal seat 1 1/2" F/F	1821.042 rubber seat 1 1/2" F/F	1831.042 PTFE seat 1 1/2" F/F
1811.050 metal seat 2" F/F	1821.050 rubber seat 2" F/F	1831.050 PTFE seat 2" F/F
1811.066 metal seat 2 1/2" F/F	1821.066 rubber seat 2 1/2" F/F	1831.066 PTFE seat 2 1/2" F/F
1811.080 metal seat 3" F/F	1821.080 rubber seat 3" F/F	1831.080 PTFE seat 3" F/F

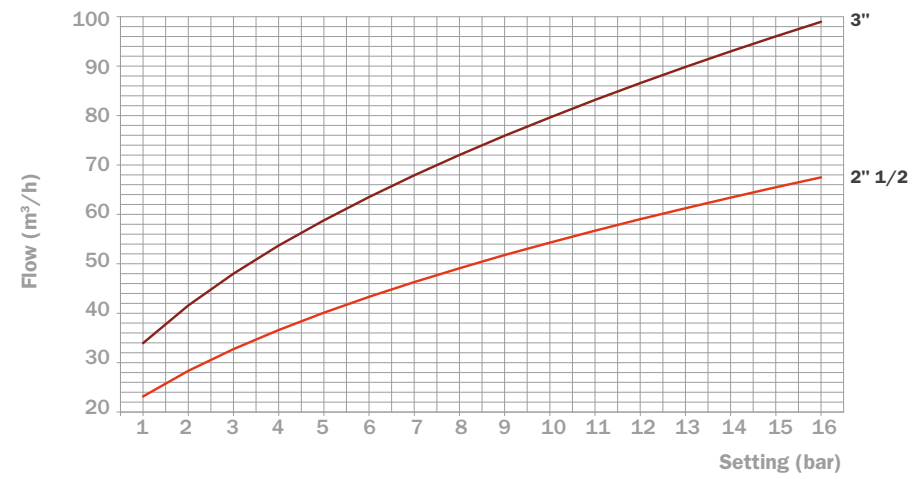
DISCHARGING FLOW H₂O - 1811.0-1821.0-1831.0 3/8"÷3/4"



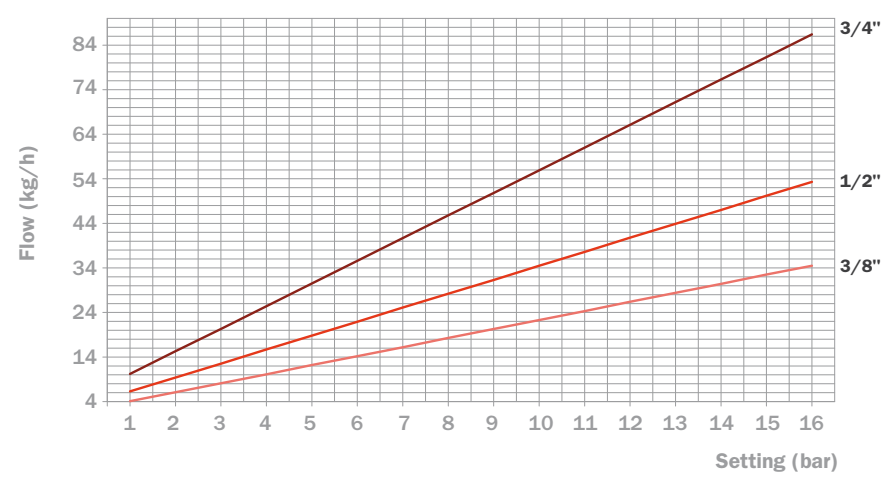
DISCHARGING FLOW H₂O - 1811.0-1821.0-1831.0 1"÷2"



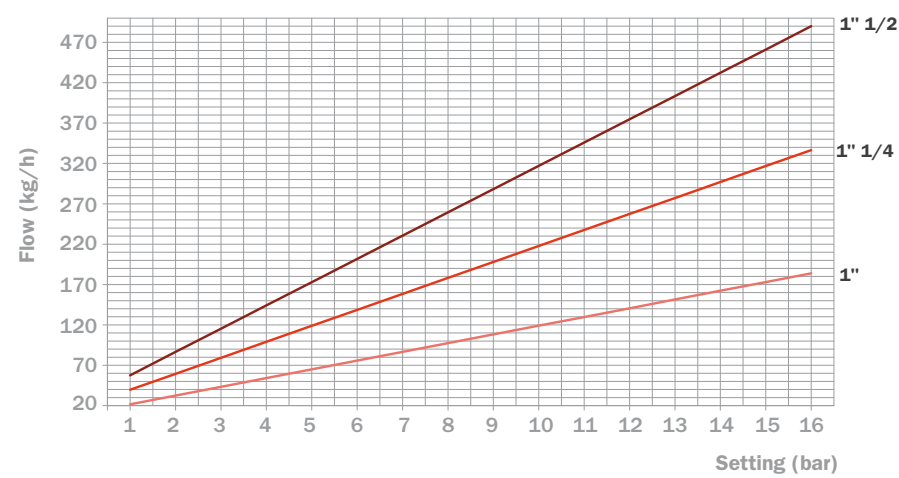
DISCHARGING FLOW H₂O - 1811.0-1821.0-1831.0 2"1/2 ÷3"



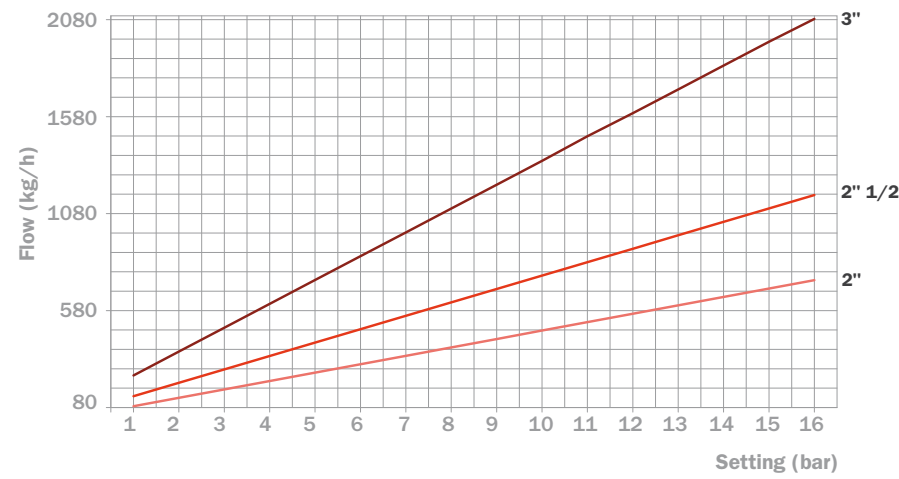
DISCHARGING FLOW GAS - 1831.0 3/8"÷3/4"



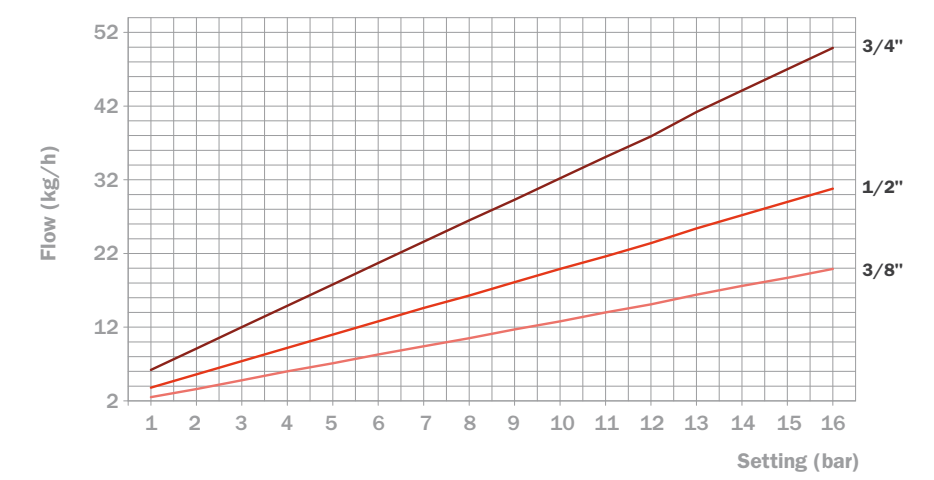
DISCHARGING FLOW GAS - 1831.0 1"÷1 1/2"



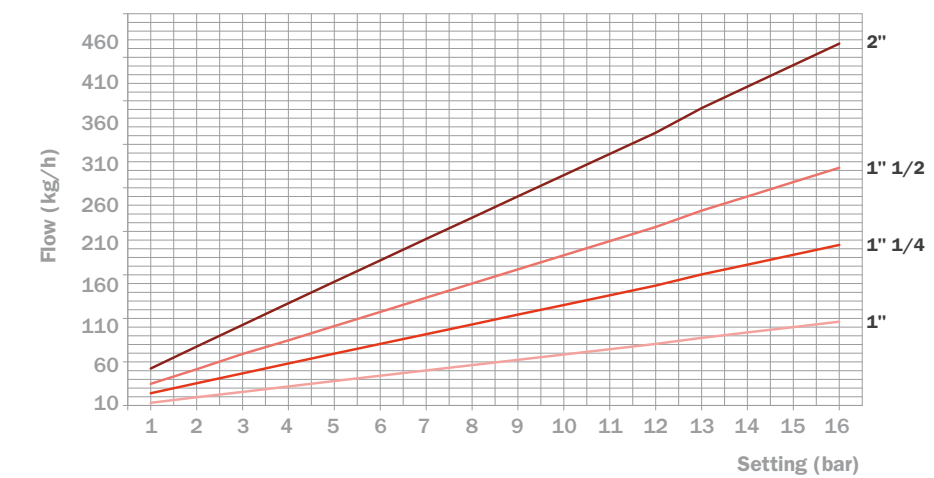
DISCHARGING FLOW GAS - 1831.0 2"÷3"



DISCHARGING FLOW STEAM - 1811.0-1831.0 3/8"÷3/4"



DISCHARGING FLOW STEAM - 1811.0-1831.0 1"÷2"



DISCHARGING FLOW STEAM - 1811.0-1831.0 2"1/2 ÷3"

